



BENEFIT COMPARISON FOR MEDICARE ADVANTAGE AND PART D PLANS.

SIMPLIFYING ANALYSIS OF HEALTH INSURANCE BUSINESS

MEDICARE BENEFITS ANALYZER™ for MEDICARE ADVANTAGE & PDP BENEFITS DETAIL:

2019 Plan Finder benefits data was refreshed on October 25, 2018.

<h3>Quick Lookup Tables</h3> <p>These tables present select data fields for MA/MAPD plans and stand-alone PDPs as reported in the Medicare Plan Finder and CMS datasets.</p> <table border="1"> <tr> <td>MA-PD Benefits</td> <td>State</td> <td>County</td> </tr> <tr> <td>MA Key Benefits</td> <td>State</td> <td>County</td> </tr> <tr> <td>MA Cost Estimates</td> <td>State</td> <td>County</td> </tr> <tr> <td>MA Other Benefits</td> <td>State</td> <td>County</td> </tr> <tr> <td>PDP Benefits</td> <td>State</td> <td>County</td> </tr> </table>	MA-PD Benefits	State	County	MA Key Benefits	State	County	MA Cost Estimates	State	County	MA Other Benefits	State	County	PDP Benefits	State	County	<h3>Custom Report Builder</h3> <p>For custom plan info and star ratings download, click on the check marks ✓ or individually select fields you want to output in your report.</p> <p>Plan Finder & Star Ratings Pick & Click</p>	<h3>File Export Library</h3> <p>Select a File Type, Year, and State and click Download OR visit the File Export Library</p> <p>File Type: <input type="text" value="Plan Information"/></p> <p>Year: <input type="text" value="2019"/></p> <p>State: <input type="text" value="AK"/></p> <p> Download Latest File</p>
MA-PD Benefits	State	County															
MA Key Benefits	State	County															
MA Cost Estimates	State	County															
MA Other Benefits	State	County															
PDP Benefits	State	County															
<h3>Star Quality Ratings</h3> <p>Summary Star Ratings by State</p> <p> 2019 Star Ratings Detail 2018-09-28</p> <p> 2019 Star Ratings Fact Sheet 2018-10-09</p> <p> 2019 Star Ratings Tech Notes 2018-09-28</p> <hr/> <p> 2018 Star Ratings Detail 2017-10-11</p> <p> 2018 Star Ratings Fact Sheet 2017-10-10</p> <p> 2018 Star Ratings Tech Notes 2017-09-28</p>	<h3>Medicare Plan Finder Screen Shots</h3> <p>Click to access screen captures of Plan Finder profiles, organized by Plan. This tool is provided to make it easier to review complete sections of plan profiles for additional insights.</p> <p>Plan Finder Screen Shots by State & Plan</p> <hr/> <h3>Drug Tier Cost by State</h3> <p>Drug Tier Cost by State</p>	<h3>Medicare Landscape Files</h3> <p>These tables present data for all plans as reported in the CMS Medicare Landscape Source Files.</p> <p>Medicare Landscapes</p> <hr/> <h3>Important Updates</h3> <p> 2019 Plan Info Data Dictionary (details about the availability and timing of 2019 plan benefits information)</p> <hr/> <p>For additional information, please refer to the Product Log located at the top of this page.</p>															

- ◆ **PLAN BENEFIT DETAIL** from the Medicare.gov Plan Finder tool
- ◆ **STAR QUALITY RATINGS** that measure relative quality of all MA and Part D plans
- ◆ **STAR RATINGS DETAIL** for analyzing how to increase your ratings through product development
- ◆ Easy-to-use, interactive web tables present key data elements by **PLAN, STATE & COUNTY**
- ◆ **File Export Library** for easy data downloads & integration with internal dataset
- ◆ **DRUG TIER COSTS** by state database presents standard and preferred cost-sharing by drug tier, purchase type and supply for all Medicare Advantage and stand-alone Part D plans
- ◆ **PLAN FINDER PROFILES** by state and plan with screen-shots of Plan Finder details from the Medicare.gov website for easy look-up and reference

Online Tables with Easy-to-use Filters and Queries for Quick Search and Download

Medicare Advantage Key Benefits [State View](#) | [County View](#)

Year:

State:

Plan Type:

[? About this Data](#) [Download](#)

Plan	Plan Type	Plan ID	State	Annual Cost Estimate	OOP Max (In)	Plan
Óptimo (PPO)	Local Preferred Provider Organization	H4005-001-0	PR	\$5,890	\$6,700	\$0
Óptimo Plus (PPO)	Local Preferred Provider Organization	H4005-004-0	PR	\$4,620	\$6,700	\$121
'Ohana Liberty (HMO SNP)	HMO (SNP)	H2491-004-0	HI	\$1,610	\$6,700	\$0

Drug Tier Costs by State

Drug Tier Cost by State

Year:

State:

Product:

Benefit Type:

Purchase Type:

[? About this Data](#) [Download](#)

Product	Plan	Plan ID	State	Benefit Type	Purchase Type	Tier	One Month Supply	Two Month Supply	Three Month Supply
PDP	WellCare Classic (PDP)	S4802-096-0	AK	Preferred	Mail Order	Tier 1: Preferred Generic	\$0		\$0
PDP	WellCare Classic (PDP)	S4802-096-0	AK	Preferred	Mail Order	Tier 2: Generic	\$1		\$2.50
PDP	WellCare Classic (PDP)	S4802-096-0	AK	Preferred	Mail Order	Tier 3: Preferred Brand	\$30		\$75
PDP	WellCare Classic (PDP)	S4802-096-0	AK	Preferred	Mail Order	Tier 4: Non-Preferred Drug	38%		38%
PDP	WellCare Classic (PDP)	S4802-096-0	AK	Preferred	Mail Order	Tier 5: Specialty Tier	25%		
PDP	WellCare Classic (PDP)	S4802-096-0	AK	Preferred	Retail	Tier 1: Preferred Generic	\$0		\$0
PDP	WellCare Classic (PDP)	S4802-096-0	AK	Preferred	Retail	Tier 2: Generic	\$1		\$3
PDP	WellCare Classic (PDP)	S4802-096-0	AK	Preferred	Retail	Tier 3: Preferred Brand	\$30		\$90
PDP	WellCare Classic (PDP)	S4802-096-0	AK	Preferred	Retail	Tier 4: Non-Preferred Drug	38%		38%
PDP	WellCare Classic (PDP)	S4802-096-0	AK	Preferred	Retail	Tier 5: Specialty Tier	25%		
PDP	WellCare Classic (PDP)	S4802-096-0	AK	Standard	Mail Order	Tier 1: Preferred Generic	\$5		\$15
PDP	WellCare Classic (PDP)	S4802-096-0	AK	Standard	Mail Order	Tier 2: Generic	\$6		\$18
PDP	WellCare Classic (PDP)	S4802-096-0	AK	Standard	Mail Order	Tier 3: Preferred Brand	\$44		\$132
PDP	WellCare Classic (PDP)	S4802-096-0	AK	Standard	Mail Order	Tier 4: Non-Preferred Drug	47%		47%
PDP	WellCare Classic (PDP)	S4802-096-0	AK	Standard	Mail Order	Tier 5: Specialty Tier	25%		
PDP	WellCare Classic (PDP)	S4802-096-0	AK	Standard	Retail	Tier 1: Preferred Generic	\$5		\$15









































































File Export Library for Downloading More Comprehensive Datasets

50-State Export

Data Type: Plan Information | Select Year: 2019 | Export File Type: CSV (Comma-separated values)  [Download](#)

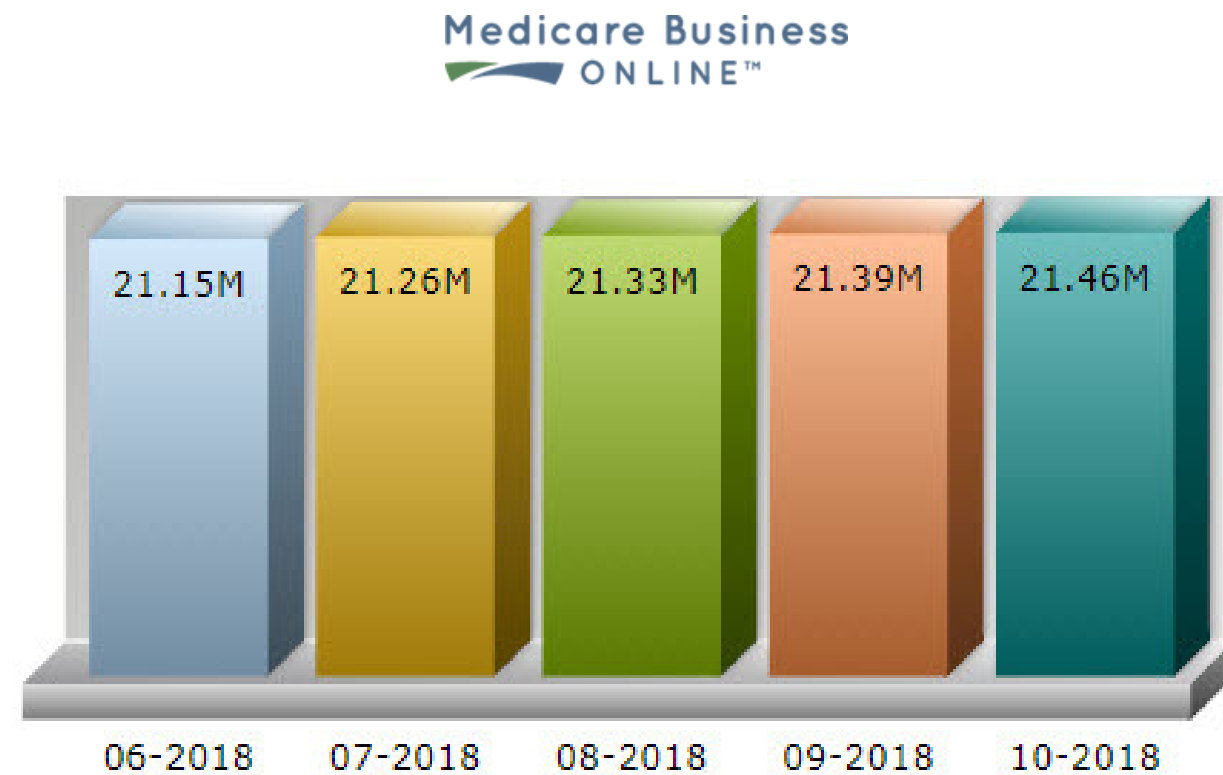
[Plan Finder Screen Shots by State & Plan](#)

[? About this Data](#)

Year	State	Plan Information	Rating Information	Rating Detail Information
2019	AK	 PlanInfo AK.csv	 RatingInfo AK.csv	 RatingInfoDetail AK.csv
2019	AL	 PlanInfo AL.csv	 RatingInfo AL.csv	 RatingInfoDetail AL.csv
2019	AR	 PlanInfo AR.csv	 RatingInfo AR.csv	 RatingInfoDetail AR.csv
2019	AZ	 PlanInfo AZ.csv	 RatingInfo AZ.csv	 RatingInfoDetail AZ.csv
2019	CA	 PlanInfo CA.csv	 RatingInfo CA.csv	 RatingInfoDetail CA.csv
2019	CO	 PlanInfo CO.csv	 RatingInfo CO.csv	 RatingInfoDetail CO.csv
2019	CT	 PlanInfo CT.csv	 RatingInfo CT.csv	 RatingInfoDetail CT.csv
2019	DC	 PlanInfo DC.csv	 RatingInfo DC.csv	 RatingInfoDetail DC.csv
2019	DE	 PlanInfo DE.csv	 RatingInfo DE.csv	 RatingInfoDetail DE.csv
2019	FL	 PlanInfo FL.csv	 RatingInfo FL.csv	 RatingInfoDetail FL.csv
2019	GA	 PlanInfo GA.csv	 RatingInfo GA.csv	 RatingInfoDetail GA.csv
2019	HI	 PlanInfo HI.csv	 RatingInfo HI.csv	 RatingInfoDetail HI.csv
2019	IA	 PlanInfo IA.csv	 RatingInfo IA.csv	 RatingInfoDetail IA.csv
2019	ID	 PlanInfo ID.csv	 RatingInfo ID.csv	 RatingInfoDetail ID.csv
2019	IL	 PlanInfo IL.csv	 RatingInfo IL.csv	 RatingInfoDetail IL.csv
2019	IN	 PlanInfo IN.csv	 RatingInfo IN.csv	 RatingInfoDetail IN.csv
2019	KS	 PlanInfo KS.csv	 RatingInfo KS.csv	 RatingInfoDetail KS.csv
2019	KY	 PlanInfo KY.csv	 RatingInfo KY.csv	 RatingInfoDetail KY.csv
2019	LA	 PlanInfo LA.csv	 RatingInfo LA.csv	 RatingInfoDetail LA.csv
2019	MA	 PlanInfo MA.csv	 RatingInfo MA.csv	 RatingInfoDetail MA.csv
2019	MD	 PlanInfo MD.csv	 RatingInfo MD.csv	 RatingInfoDetail MD.csv
2019	ME	 PlanInfo ME.csv	 RatingInfo ME.csv	 RatingInfoDetail ME.csv
2019	MI	 PlanInfo MI.csv	 RatingInfo MI.csv	 RatingInfoDetail MI.csv
2019	MN	 PlanInfo MN.csv	 RatingInfo MN.csv	 RatingInfoDetail MN.csv

Subscription includes access to Medicare Business Online - CMS-reported Managed Medicare Enrollment & Market Share

Track MEDICARE ADVANTAGE and PART D membership
by plan



COMPETE more effectively for SENIOR MARKET
business using the latest product and plan intelligence

Save TIME and MONEY with **Medicare Business Online™** ... MFA processes & uploads CMS data to make it easy for you.

- ✓ Updates within 1-day of CMS release
- ✓ All tables & datasets Downloadable
- ✓ Medicare eligible data and senior market projections

Track month to month enrollment for **Medicare Advantage** and **PDP** nationwide.

- ✓ Competitor and market analysis just got easier
- ✓ Membership trends and market share from 2006 through current
- ✓ County-level, state and parent-level tables
- ✓ Metropolitan Statistical Area Views
- ✓ CMS reports, directories and important notices

SUBSCRIPTION TERMS AND OPTIONS:

October 1 through September 30 * Updated Annually with Refreshes

Single State (5 user seats) * 50 States (5 user seats)

CALL FOR PRICING

Mark Farrah Associates (MFA) provides market analysis support for the majority of companies competing for health insurance business today. Our database products include the Health Coverage Portal™, Health Plans USA™, Medicare Business Online™, and Medicare Benefits Analyzer™.

Call 724-338-4100 to Schedule an Online Demo Today